


Promote your Material Bank partnership.



Congratulations! Now that your brand has joined Material Bank, our team is here to help ensure your customers are aware they can get samples of your materials faster and easier than ever before. The following are recommendations on how to promote our partnership.

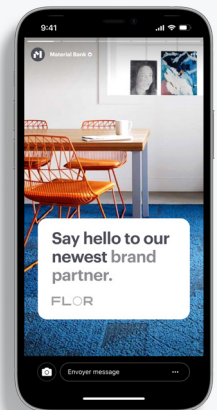
1 Send an email

Promote your brand on Material Bank by sending an email to your design professional clients and link directly to your brand page and/or products on materialbank.com.




2 Post on social media

Let your followers know that your samples are available through Material Bank by posting on your social channels. Tag us @materialbank and use the hashtag #materialbank (we love sharing!).



3 Update your email signature

Spread the word by placing a Material Bank graphic in the signature of your Reps outbound emails to link directly to your products on materialbank.com.



4 Use QR codes in promotions

Download QR codes for each of your products and place them on your marketing collateral, samples and more. QR codes direct you to the product page for more info and to easily request a sample.



Questions? Contact brandservices@materialbank.com